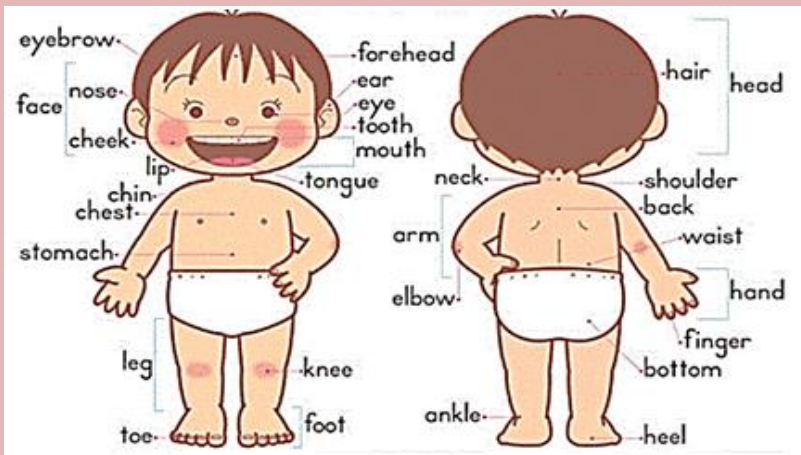


(Body Parts)

Parts of the body

Our body is wonderful! We do all activity using our body. Thinking and our reasoning capability make us different from other living creatures of the earth. Our ability to communicate and think makes us human.

Our body has many parts and each one has different name and use. Let's know the names of our body parts.



Our Senses

We are aware of things that go around us. We understand these things through our senses that our body has. For each sense we use specific sense organ. Each of us has 5 sense organs that help us collect information from our surroundings. Our sense organs include nose, ear, tongue, eye and skin.



Q1. Fill in the the missing letters to name our body parts.

GlobalShiksha
Grade I EVS

My Body

Fill in the missing letter to name the parts of our body. Now draw a line from each label to the right part of the body.


h__ir
__ead
ch__n
__ye
e__r
mout__
nos__
sh__ulder
n__ck
che__t
el__ow
__rm
stom__ch
fi__ger
ha__d
k__ee
le__
ank__e
__oot
t__e
h__el

Did you know? You cannot move your ears while other animals can.

Skill: Identifying different body parts

2

Q.2 Answer these questions.

 **takshila** learning™
where growth happens

My Body

Tick the correct option

A We have two / three legs.

B We write with our hands / legs.

C Our eyes are on chin / face.

D We smell with our nose / ears.

E We walk with our legs / hands.

Fill in the blanks

A Our helps us to smell.







B Our helps us to taste.

C Our skin helps us to

D Our help us to hear.

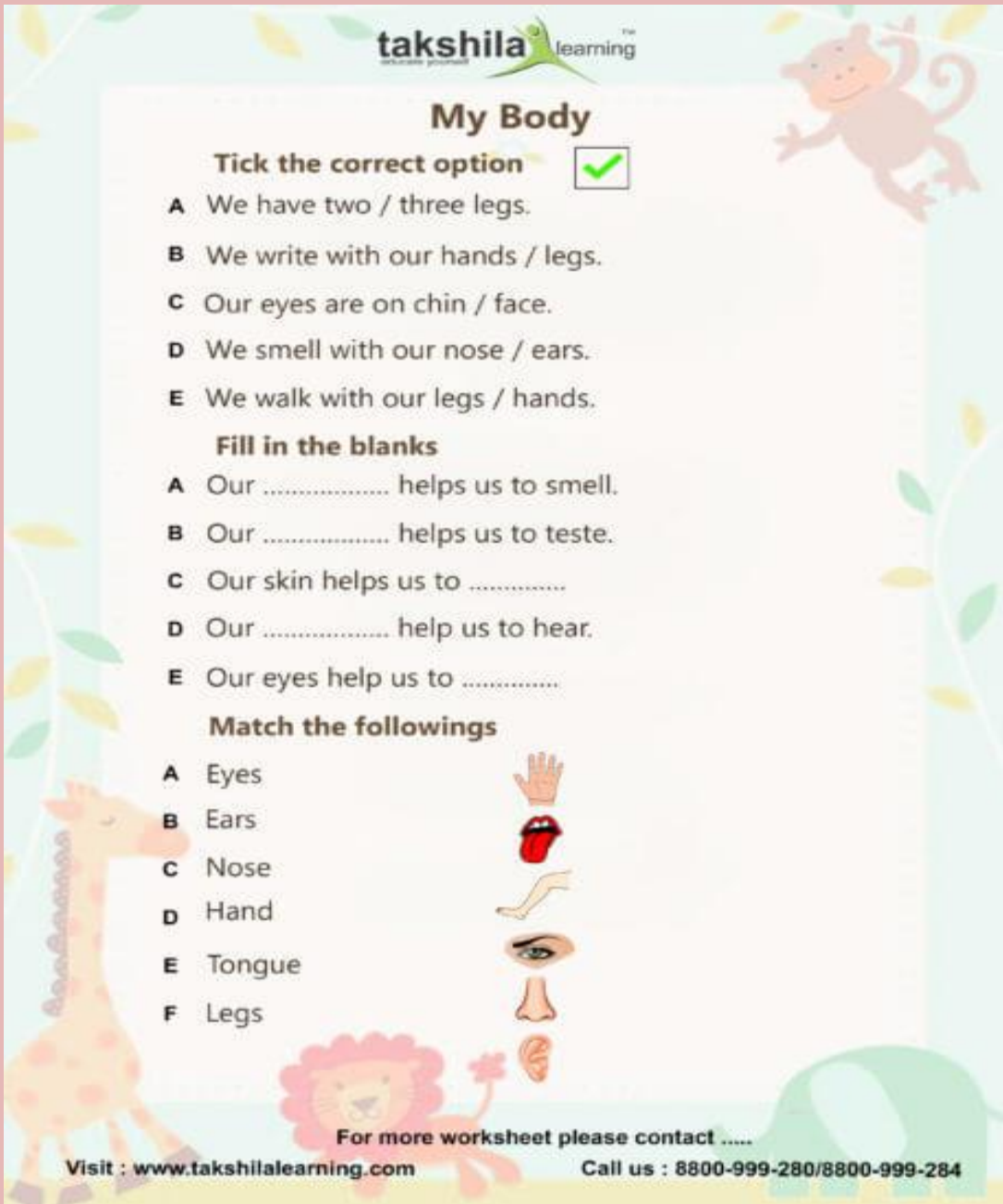
E Our eyes help us to

Match the followings

A Eyes	
B Ears	
C Nose	
D Hand	
E Tongue	
F Legs	

For more worksheet please contact

Visit : www.takshilalearning.com Call us : 8800-999-280/8800-999-284



ST. THOMAS SCHOOL, SAHIBABAD
COMPUTER WORKSHEET: 2 (2020-2021)
CLASS:1

Learning the Parts of the Computer review.


Directions: Draw a line from the term to the correct picture.

Mouse	
Keyboard	
Speakers	
CPU	
Printer	
Monitor	

Note: All worksheets to be done in a separate copy.

Write the answers in the copy. Draw pictures if possible


Q 1. Write plurals of the following by adding 's or es':



apple _____




fox _____



brush _____



ball _____



tent _____



sandwich _____



watch _____



ax _____



pig _____



house _____



bee _____



tomato _____

Q 2. Look at the picture carefully and complete the sentences with the words given below:



trees, important, shelter, save, wood

This is a tree. Trees are very _____ to us. They give us fruits, vegetables, medicines, _____ and the most important thing is Oxygen. We cannot live without _____. Animals also need plants for breathing and eating leaves and fruits. They also give _____ to many animals. We should not cut trees. We should _____ trees.

सेंट थॉमस स्कूल साहिबाबाद

अभ्यास पत्र- ३ (२०२०-२१)

कक्षा- प्रथम

विषय- हिंदी

दिनांक-

प्रश्न- 1 नीचे दिए चित्रों के नाम के पहले अक्षर को लिखिए ।



प्रश्न- 2 अक्षरों को चित्र से मिलाएँ ।



(नोट: यह कार्य एक पतली कॉपी में दिनांक के अनुसार करें)

ST. THOMAS SCHOOL, SAHIBABAD

Worksheet-3(2020-21)

Mathematics

Class-1

Q1.	Circle the number that comes after:			
a.	3 5	3 3	3 4	3 6
b.	2 0	1 9	2 1	2 2
c.	1 3	1 4	1 5	1 6
d.	4 9	4 6	4 8	5 0
e.	2 8	2 9	3 0	3 1
Q2.	Cross the number that comes before:			
a.	2 9	3 0	2 8	2 6
b.	4 0	3 8	3 9	4 1
c.	1 1	1 3	1 2	1 0
d.	3 8	3 6	3 7	3 9
e.	5 0	4 9	4 8	4 7
Q3.	Match with the number that comes in between:			
a.	1 0 , _____ , 1 2	2 6		
b.	1 9 , _____ , 2 1	4 5		
c.	2 5 , _____ , 2 7	1 1		
d.	3 8 , _____ , 4 0	2 0		
e.	4 4 , _____ , 4 6	3 9		
Q4.	Colour the boxes:			
	<u>Box of the biggest number with yellow colour</u>			
	<u>Box of the smallest number with orange colour</u>			
a.	2 1	3 6	1 2	4 9
b.	3 9	1 9	4 0	1 1
c.	5 0	1 0	3 0	2 0
d.	4 3	2 9	3 6	1 7
e.	1 7	2 5	3 3	4 1
Q5.	Connect the dots in order and colour:			